

HTH

59.36



MINING &
QUARRYING



HEAVY
LOGISTICS



DEFENSE



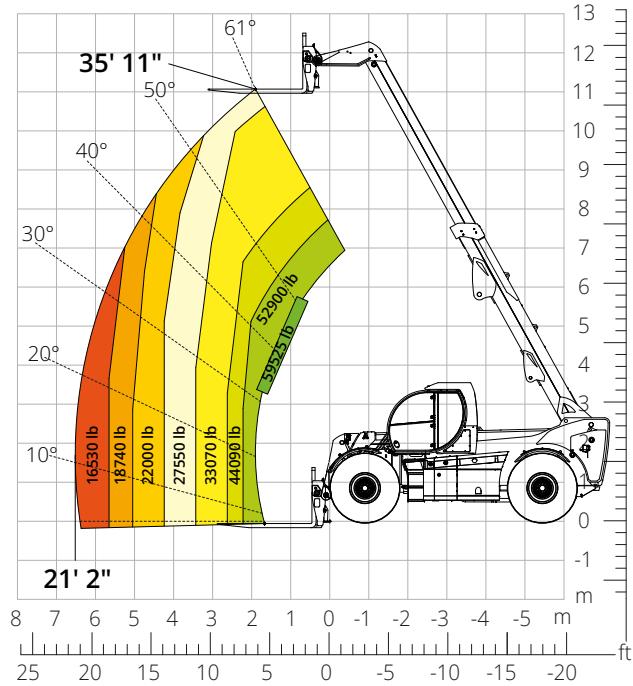
Machine model	Telescopic handler	HTH 59.36
	Maximum lifting capacity	59,525 lb
	Maximum lifting height	35' 11"
	Maximum reach	21' 2"
Engine	Model	Volvo TAD583 VE-Stage V
	Rated power	175 kW (238 hp) at 2,300 rpm
	Maximum torque	719 lb/ft at 1,380 rpm
	Displacement	313 in ³
	Cylinders	4 in line
	Engine type	Turbocharged direct injection common rail diesel
	Cooling system	Water - intercooler
Transmission	Type	Hydrostatic
	Maximum pressure	450 bar
	Gearbox	Dropbox, 2 forward speeds and 2WD/4WD selection
Axles and brakes	Type	Heavy-duty with planetary gearboxes
	Front axle	Steering with levelling, +/-8°
	Rear axle	Steering and oscillating
	No. of driving - steering wheels	4WD - 4WS
	Steering mode	Frontal/Concentric/Crab
	Service brake	Servo-assisted pedal, acting on front and rear wheels
	Parking brake	Hydraulic with negative action on front and rear axles
	Tire sizes	26,5- R 25
Performance	Max. travel speed	15.5 mph
	Gradeability (unladen)	53%
	Turning radius	27'11"
Weights	Total unladen*	78,300 lb
Tank and system capacities	Diesel fuel	52.8 U.S. gal
	AdBlue	10.6 U.S. gal
	Hydraulic fluid	52.8 U.S. gal
	Engine oil	4.2 U.S. gal
	Coolant	12.4 U.S. gal
Hydraulic circuit for movements	Circuit type	Load sensing
	Service pump	Variable displacement
	Max. hydraulic flow rate	43.6 U.S. gpm
	Max. boom head flow rate	26.4 U.S. gpm
	Max. working pressure	350 bar
	Distributor for boom movements	Proportional hydraulic distributor
	Movements control	Multifunction electro-proportional joystick
Standards met	2006/42/EC: EU Machinery Directive	
	2016/1628: EU Regulation on the emissions of stage V engines	
	EN 1459-X: Relating to standards on the safety requirements for variable reach machines	
	ROPS/level 2 FOPS: relating to the standards for protective structures	

The data given in this brochure are provided for information purposes and are subject to change without prior notice.

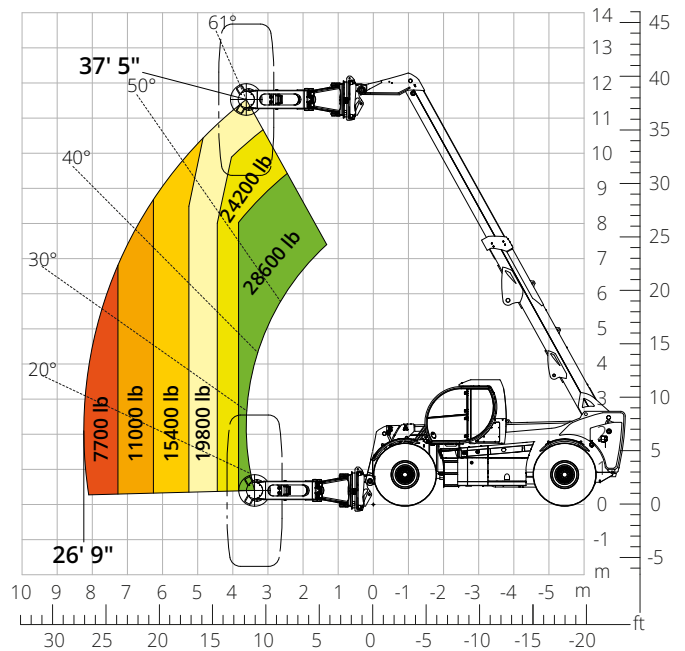
All images are purely guideline and might not give an exact representation of the product.

**the stated weight refers to the vehicle unladen with standard equipment and may vary depending on the chosen configuration.*

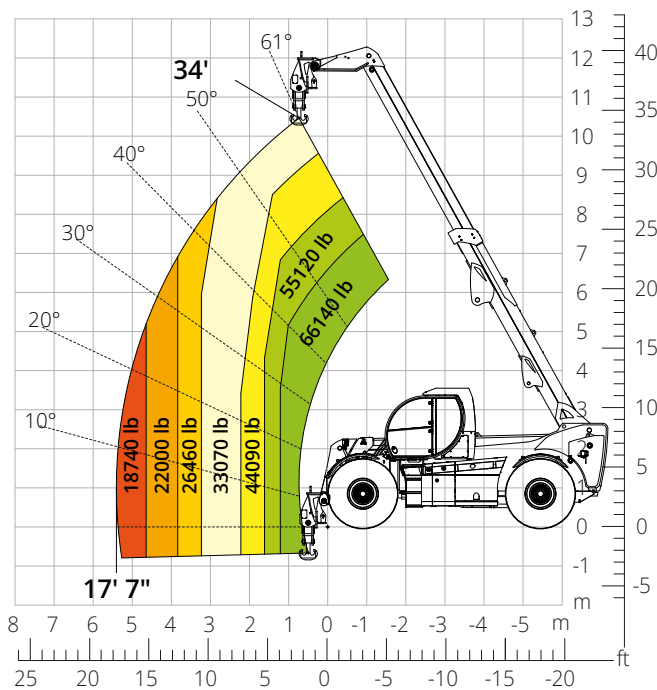
Load chart
FRONT ATTACHMENT ON TIRES (WORLD)
 ATT-03-029



Load chart with
TIRE HANDLER, 35,300 lb
 ATT-06-007



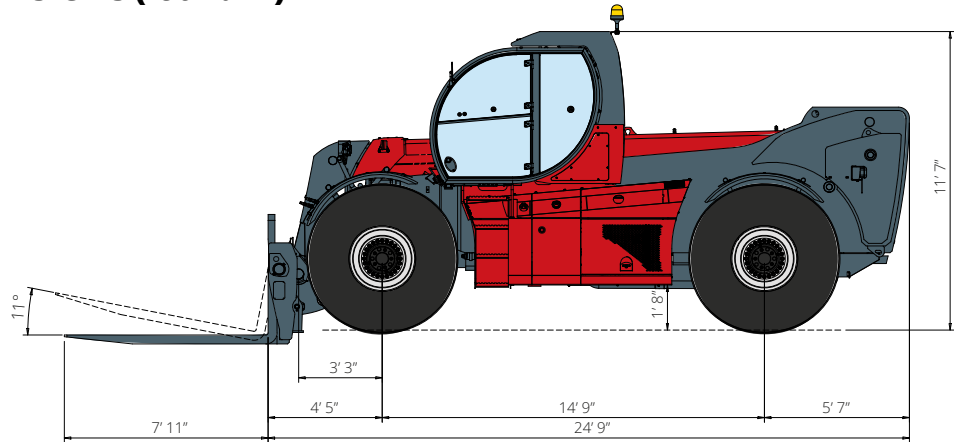
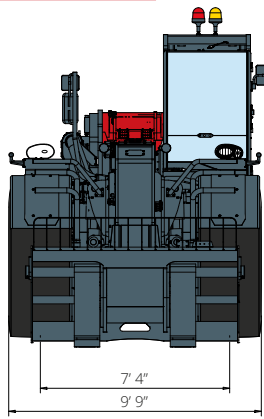
Load chart with
HOOK, 66,100 lb
 ATT-05-009



HTH

59.36

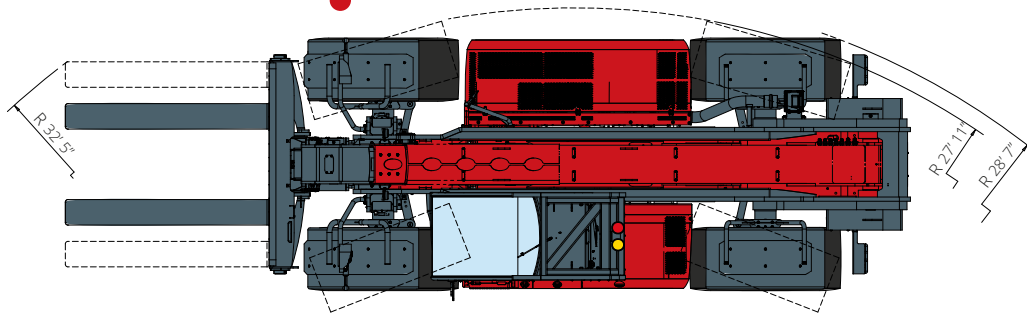
DIMENSIONS (ft and in)



FRONT
view

TOP
view

SIDE
view



The standard machine configuration includes:

CAB

- Comfort seat
- Adjustable steering column
- Analogue joypad
- Heating
- Air conditioning
- FM/AM radio with USB and Bluetooth connectivity
- USB Type-A (5 V) inputs

TECHNICAL SPECIFICATIONS

- Q-Fit Heavy-Duty
- Two-line CAN BUS system
- Automatic front and rear wheel alignment
- Automatic parking brake
- Mechanical battery cut-off in engine compartment
- Electrical system: 24 V – IP67

REAL TIME INFORMATION

- Touchscreen, 7"
- MCTS – Magni Combi Touch System on-board software
- Automatic RFID tools recognition system
- LMI – Load Moment Indicator
- Onboard and remote integrated diagnostics

SERVICE

- MyMagni by Trackunit connectivity system (free of charge on request)
- Warranty: 24 months/2,000 hours