

HTH

44.32



MINING &
QUARRYING



HEAVY
LOGISTICS



DEFENSE



Machine model	Telescopic handler	HTH 44.32	
	Maximum lifting capacity	44,100 lb	
	Maximum lifting height	31'8"	
	Maximum reach	16' 10"	
Engine	Model	Volvo TAD582 VE-Stage V	Volvo TAD552 VE-Stage IIIA
	Rated power	160 kW (218 hp) at 2,300 rpm	
	Maximum torque	682 lb/ft at 1,380 rpm	
	Displacement	313 in ³	
	Cylinders	4 in line	
	Engine type	Turbocharged direct injection common rail diesel	
	Cooling system	Water - intercooler	
Transmission	Type	Hydrostatic	
	Maximum pressure	450 bar	
	Gearbox	Dropbox, 2 speeds forward-reverse	
Axles and brakes	Type	Heavy-duty with planetary gearboxes	
	Front axle	Steering with levelling, +/-8°	
	Rear axle	Steering and oscillating	
	No. of driving - steering wheels	4WD - 4WS	
	Steering mode	Frontal/Concentric/Crab	
	Service brake	Servo-assisted pedal, acting on front and rear wheels	
	Parking brake	Hydraulic with negative action on front and rear axles	
	Tire sizes	16,00- R 25	
Performance	Max. travel speed	15.5 mph	
	Gradeability (unladen)	64%	
	Turning radius	18'9"	
Weights	Total unladen*	52,900 lb	
Tank and system capacities	Diesel fuel	52.8 U.S. gal	
	AdBlue	10.6 U.S. gal	
	Hydraulic fluid	55.48 U.S. gal	
	Engine oil	4.2 U.S. gal	
	Coolant	12.4 U.S. gal	
Hydraulic circuit for movements	Circuit type	Load sensing	
	Service pump	Variable displacement	
	Max. hydraulic flow rate	43.6 U.S. gpm	
	Max. boom head flow rate	26.4 U.S. gpm	
	Max. working pressure	350 bar	
	Distributor for boom movements	Proportional hydraulic distributor	
	Movements control	Multifunction electro-proportional joystick	
Standards met	2006/42/EC: EU Machinery Directive		
	2016/1628: EU Regulation on the emissions of stage V engines		
	EN 1459-X: Relating to standards on the safety requirements for variable reach machines		
	ROPS/level 2 FOPS: relating to the standards for protective structures		

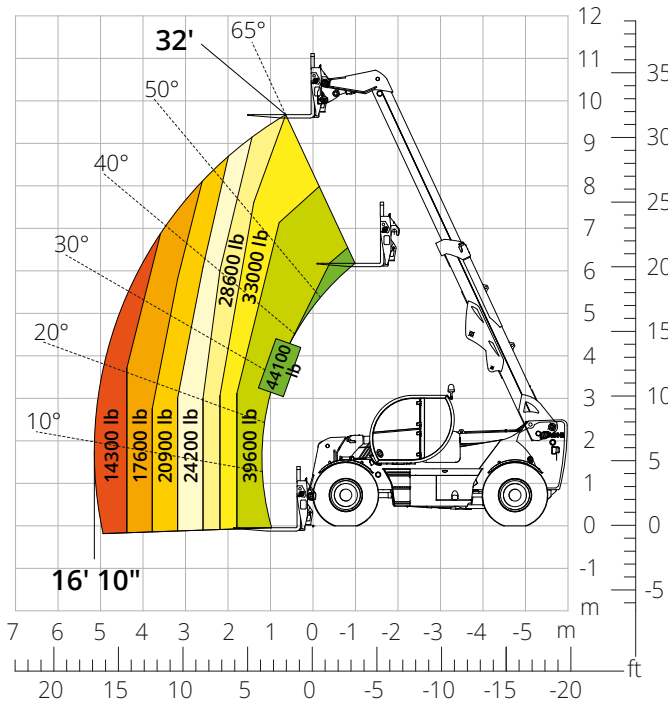
The data given in this brochure are provided for information purposes and are subject to change without prior notice.

All images are purely guideline and might not give an exact representation of the product.

**the stated weight refers to the vehicle unladen with standard equipment and may vary depending on the chosen configuration.*

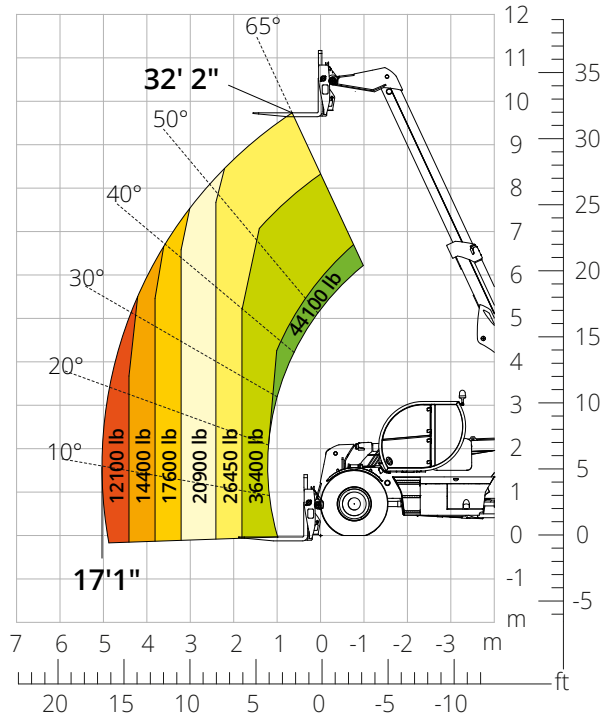
Load chart
FRONT ATTACHMENT ON TIRES (WORLD NOT AUS)

ATT-03-026



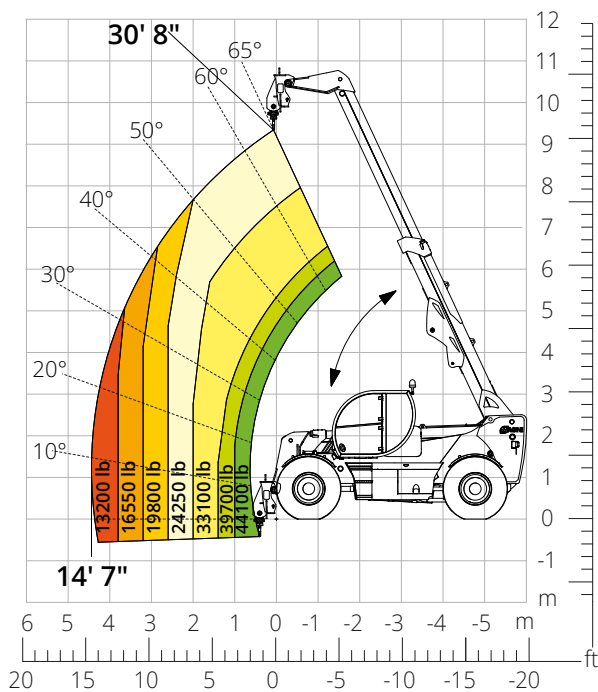
Load chart
FRONT ATTACHMENT ON TIRES (AUS)

ATT-03-026



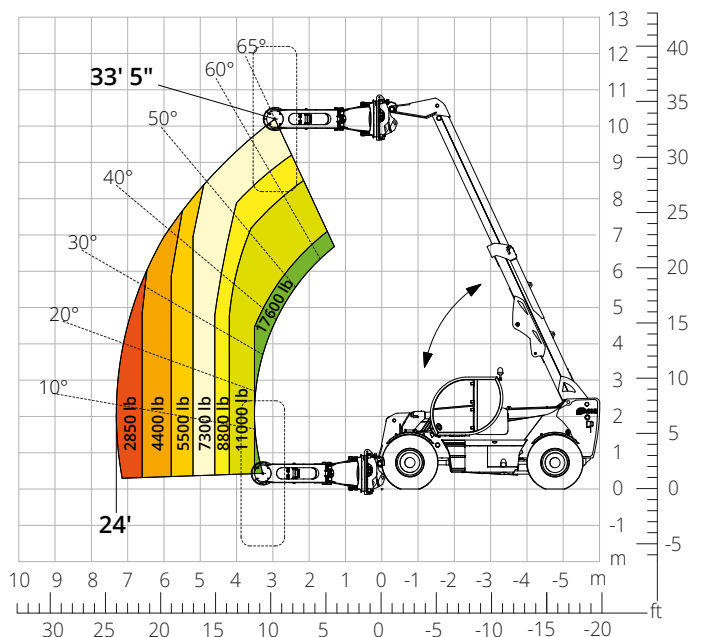
Load chart with
HOOK, 44,100 lb

ATT-05-008



Load chart with
TIRE HANDLER, 17,600 lb

ATT-06-006

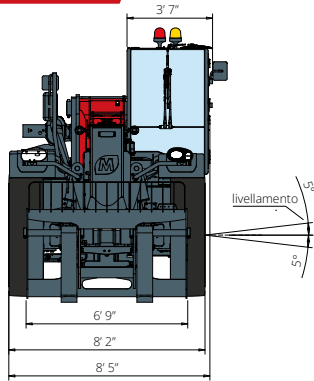


HTH

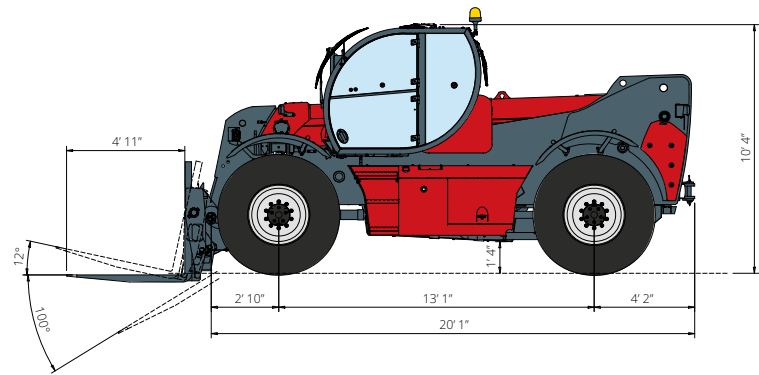
44.32

MAGNI
TELESCOPIC HANDLERS

DIMENSIONS (ft and in)

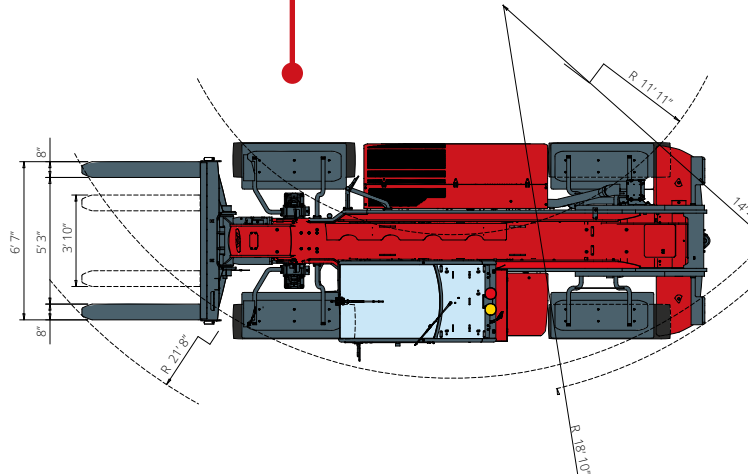


FRONT
view



TOP
view

SIDE
view



The standard machine configuration includes:

CAB

- Comfort seat
- Adjustable steering column
- Analogue joypad
- Heating
- Air conditioning
- FM/AM radio with USB and Bluetooth connectivity
- USB Type-A (5 V) inputs

TECHNICAL SPECIFICATIONS

- Q-Fit Heavy-Duty
- Two-line CAN BUS system
- Automatic front and rear wheel alignment
- Automatic parking brake
- Mechanical battery cut-off in engine compartment
- Electrical system: 24 V – IP67

REAL TIME INFORMATION

- Touchscreen, 7"
- MCTS – Magni Combi Touch System on-board software
- Automatic RFID tools recognition system
- LMI – Load Moment Indicator
- Onboard and remote integrated diagnostics

SERVICE

- MyMagni by Trackunit connectivity system (free of charge on request)
- Warranty: 24 months/2,000 hours