

# AG22B TELEHANDLER



Purpose-built for the grind of agriculture, JLG telehandlers have extended reach and lift height, and a range of capabilities and attachments. This brings greater versatility to farms needing one machine for a variety of tasks: handling and stacking heavy materials, moving feed and seed, defacing silage and haylage, stall bedding and cleanup, towing, maintenance and more.

## PERFORMANCE

Rated Load Capacity	7,716-lb / 3,500-kg
Maximum Lift Height	22-ft 11-in / 7-m
Maximum Forward Reach	12-ft 2-in / 3.7-m
Load at Maximum Height	4,882-lb / 2,215-kg
Load at Maximum Reach	2,986-lb / 1,354-kg
Lift Speed (boom retracted)	Up 6.7 seconds / Down 5.9 seconds
Boom Speed	Extended 5.6 seconds / Retracted 5.6 seconds
Attachment Tilt	Forward 3 seconds / Backward 3 seconds
Top Travel Speed	25 mph / 40 km/h
Turning Radius Over Tires	12-ft / 3.7-m
Operating Weight	16,931-lb / 7,680-kg

## GREATER VERSATILITY

- + Lift, load and place a multitude of objects. Travel speeds up to 25 mph and a tight turning radius.
- + Three steering modes: 2-wheel, 4-wheel and 4-wheel crab. Elevated ground clearance for increased maneuverability and limited ground disturbance.

## INCREASED OPERATOR CONFIDENCE

- + Intuitive single joystick to control all boom functions. Load Stability Indicator System (LSI) to make loading and placing heavy objects easier.
- + Optional multifunction display with integrated electronic load charts, a reversing camera, onboard diagnostics and analyzer capabilities.

## ENHANCED OPERATOR COMFORT

- + Quiet, spacious and enclosed cab with excellent visibility, adjustable suspension seat and ride control.
- + Convenient dashboard layout and standard LED display.

## STANDARD SPECIFICATIONS

### Engine

Make and Model	Deutz TCD 3.6 LO4
No. of Cylinders	4
Displacement	220-cu in / 3.6-L
Gross Power (Basic)	134 HP / 100 kW
Maximum Torque	369 lb-ft / 500 Nm
HP @ RPM	134 HP / 2,200 RPM
Fuel Tank Capacity	39 gal / 148-L

### Transmission

Power Shift 6-Speed Forward and 3-Speed Reverse

### Axels

Front	High Bias, Planetary Reduction Hub, Limited Slip Differential
Rear	Open Differential, Planetary Reduction Hub

### Tires

Standard	460/70 R24 Michelin XMCL
Optional	500/70 R24 Michelin XMCL

### Brakes

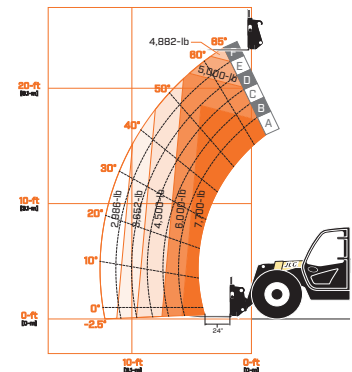
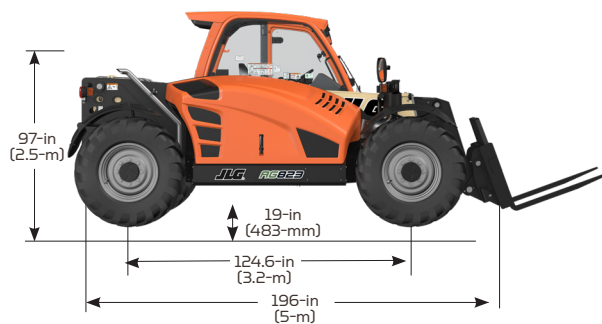
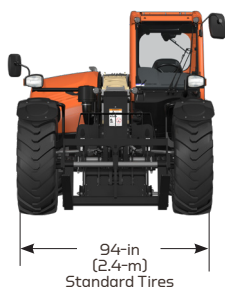
Service Brakes	Boost Assisted Oil Immersed Multi-Disc on Both Axles
Parking Brakes	Mechanically Actuated on Front Axle Service Brakes

- + Adjustable Seat
- + Certified ROPS/FOPS Structure
- + Single Joystick Controls
- + Anti-Theft
- + Horn

## ACCESSORIES & OPTIONS

- + Air Conditioning
- + Arctic Package
- + Boom Brushes
- + Brick Guards
- + Multifunctional Display with Reversing Camera
- + Rear Auxiliary Hydraulics
- + Reverse Sensing System
- + Road Lights
- + Rotating Beacon
- + Twin Auxiliary Hydraulics

## DIMENSIONS & LOAD CHART



## ATTACHMENTS

### Buckets

General Purpose Bucket	96-in, 1.3-cu yd / 2.5-m, 1.0-m <sup>3</sup>
	96-in, 2.0-cu yd / 2.5-m, 1.5-m <sup>3</sup>
	96-in, 2.6-cu yd / 2.5-m, 2.0-m <sup>3</sup>
	96-in, 3.3-cu yd / 2.5-m, 2.5-m <sup>3</sup>
	102-in, 3.9-cu yd / 2.6-m, 3.0-m <sup>3</sup>

### Multipurpose Buckets

Dirt Bucket	95-in, 1.3-cu yd / 2.4-m, 1.0-m <sup>3</sup>
	74-in, 1.3-cu yd / 1.9-m, 1.0-m <sup>3</sup>
Concrete Bucket	78-in, 0.7-cu yd / 2.0-m, 0.5-m <sup>3</sup>

### Carriages

Standard Carriage	48-in / 1.2-m
	60-in / 1.5-m
	72-in / 1.8-m

Side-Tilt Carriages	48-in / 1.2-m
	62-in / 1.6-m
	72-in / 1.8-m

Side-Shift Carriage	48-in / 1.2-m
---------------------	---------------

Dual Fork Positioning Carriage	48-in with 2-in x 4-in x 47-in forks / 1.2-m with 50-mm x 100-mm x 1.2-m
--------------------------------	--

FEM Carriage	48-in with 2-in x 6-in x 47-in forks / 1.2-m with 50-mm x 150-mm x 1.2-m
--------------	--

### Forks

Lumber Forks	2-in x 6-in x 60-in / 45-mm x 150-mm x 1.5-m
	2-in x 6-in x 72-in / 50-mm x 150-mm x 1.8-m
Pallet Forks	2-in x 4-in x 47-in / 50-mm x 100-mm x 1.2-m
	2-in x 5-in x 47-in / 50-mm x 120-mm x 1.2-m
	2-in x 5-in x 48-in / 50-mm x 125-mm x 1.2-m

### Other

Fork-Mounted Work Platform	8-ft (1,000-lb capacity) / 1.2-m (454-kg capacity)
Bale Handler, Clamp	
Bale Handler, Spike	
Bailing, Dual Tine	
Auger	



We provide coverage for one (1) full year on the entire machine, two (2) full years or 2,000 hours on the drivetrain and cover all specified major structural components for five (5) years. Due to continuous product improvements, we reserve the right to make specification and/or equipment changes without prior notification.



**JLG INDUSTRIES, INC.**  
Toll-free US 877-JLG-LIFT  
[JLGagriculture.com](http://JLGagriculture.com)

An Oshkosh Corporation Company